



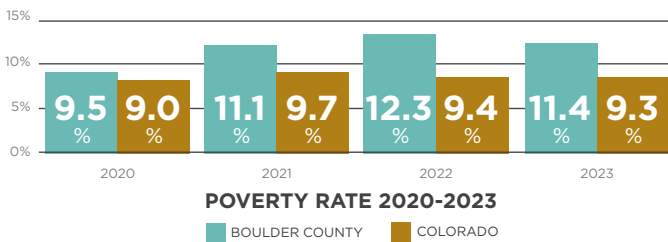
Emergency Family Assistance Association

BOULDER COUNTY COMMUNITY WELLBEING SCORECARD 2024

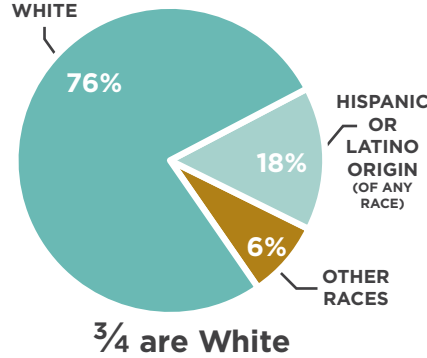
POVERTY

Poverty is starting to decline in the City of Boulder and Boulder County from its 2022 peak

The poverty rate in Boulder County in 2023 **REMAINS HIGHER** than the Colorado rate and above pre-COVID levels



An estimated **35,650** people live in poverty in Boulder County



The **GAP** in the **POVERTY RATE** of White and Latino residents remains at about **3 percentage points**


	2019	2023
White	10.2%	11.1%
Latino	13.1%	13.9%

EMPLOYMENT & WAGES

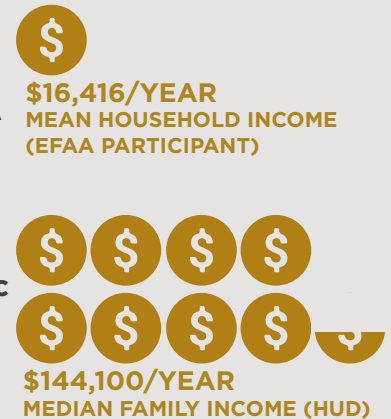
1/4 of households in Boulder County don't earn enough to make ends meet without public or private support

Source: Self Sufficiency Standard for Colorado 2022 (CCLP)

The **GAP** between the **Living Wage*** and the **Minimum Wage** **CONTINUES TO WIDEN** in Boulder. In 2024 the living wage for 1 adult with 1 child in Boulder is **3.5 TIMES** the existing minimum wage

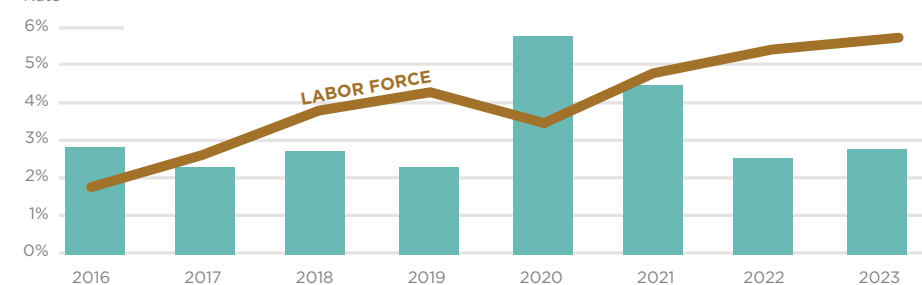


In 2023 the mean annual household income of EFAA participants receiving financial assistance to cover their basic needs is **ONLY 11%** of Boulder County Area Median Income



Aside from the peaks during the Covid pandemic, unemployment remains **BELOW 3%** while the labor force continues to grow steadily

UNEMPLOYMENT RATE & LABOR FORCE



People in the labor force 205,000

DISCLAIMER: All data presented on this dashboard corresponds to latest data point available as of September 2024.



Emergency Family Assistance Association

BOULDER COUNTY COMMUNITY WELLBEING SCORECARD 2024

CHILDREN'S WELLBEING

Child Poverty rates in the City of Boulder have stabilized after spiking during the pandemic, but family homelessness in Boulder County continues to rise



KIDS LIVE IN POVERTY in Boulder County (AGE 0-18)
1 IN 4 OF THEM LIVE IN THE CITY OF BOULDER

	2019	2021	2022	2023
BOULDER COUNTY	7.9%	9.0%	9.4%	7.4%
CITY OF BOULDER	6.9%	18.4%	14.7%	7.8%
COLORADO	10.9%	11.8%	11.1%	10.7%

Child poverty rates have returned to pre-pandemic levels in Colorado and Boulder County.

However,

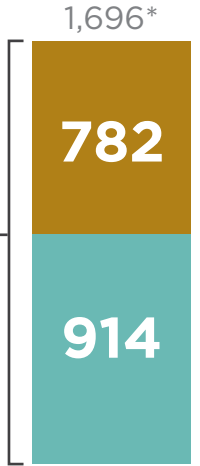
NEARLY 1,700

SCHOOL-AGED CHILDREN EXPERIENCED HOMELESSNESS IN BOULDER COUNTY THIS PAST SCHOOL YEAR



OF STUDENTS EXPERIENCING HOMELESSNESS

ST VRAIN SCHOOL DISTRICTS
BOULDER VALLEY SCHOOL DISTRICTS



*Preliminary data

FOOD INSECURITY

34,460 people in Boulder County experience food insecurity - lacking access, at times, to enough food for an active healthy life



1 IN 10 CHILDREN

in Boulder County are food insecure

5,720 children experience food insecurity, almost **40%** higher than the previous year



FOOD PRICES INCREASED FASTER

than overall inflation in the Denver metro area



42% of food insecure people in Boulder County EARN TOO MUCH TO QUALIFY for major federal nutrition assistance programs (SNAP, WIC, etc)

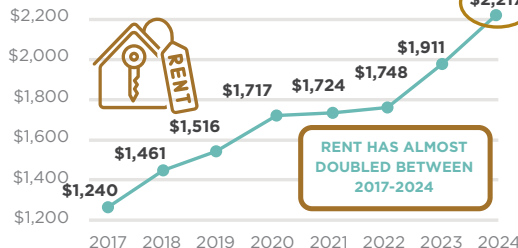


HOUSING STABILITY

Housing in Boulder is increasingly unaffordable, and more people are losing their housing

The market rate for a two-bedroom rental in Boulder County increased **16%** compared to last year

EVEN FASTER THAN THE 9% INCREASE THE YEAR BEFORE




BOULDER COUNTY IS THE THIRD MOST EXPENSIVE AREA

for housing in Colorado after Eagle and Summit Counties

EVICCTIONS MORE THAN DOUBLED

compared to 2021 and have remained at historic levels



NEW COURT EVICTION FILINGS (DISTRICT 20 - BOULDER COUNTY)

EFAA is building a community where all of our neighbors can meet their basic needs and strengthen their financial stability to springboard themselves and their children out of poverty. For over 100 years, EFAA has served as Boulder County's safety net, working in collaboration with volunteers, donors, partners, and participants. We help our community have access to food, housing, and other resources to move toward financial stability and resilience. When families thrive, our community is stronger.

FEELING INSPIRED? WANT TO LEARN MORE? GET INVOLVED.

www.efaa.org
303-442-3042
info@efaa.org